

Group registration





Meet Sarah, she is an HR Manager at the Driver's Learning School




Sarah wants to register an online account for the Driver's Learning School



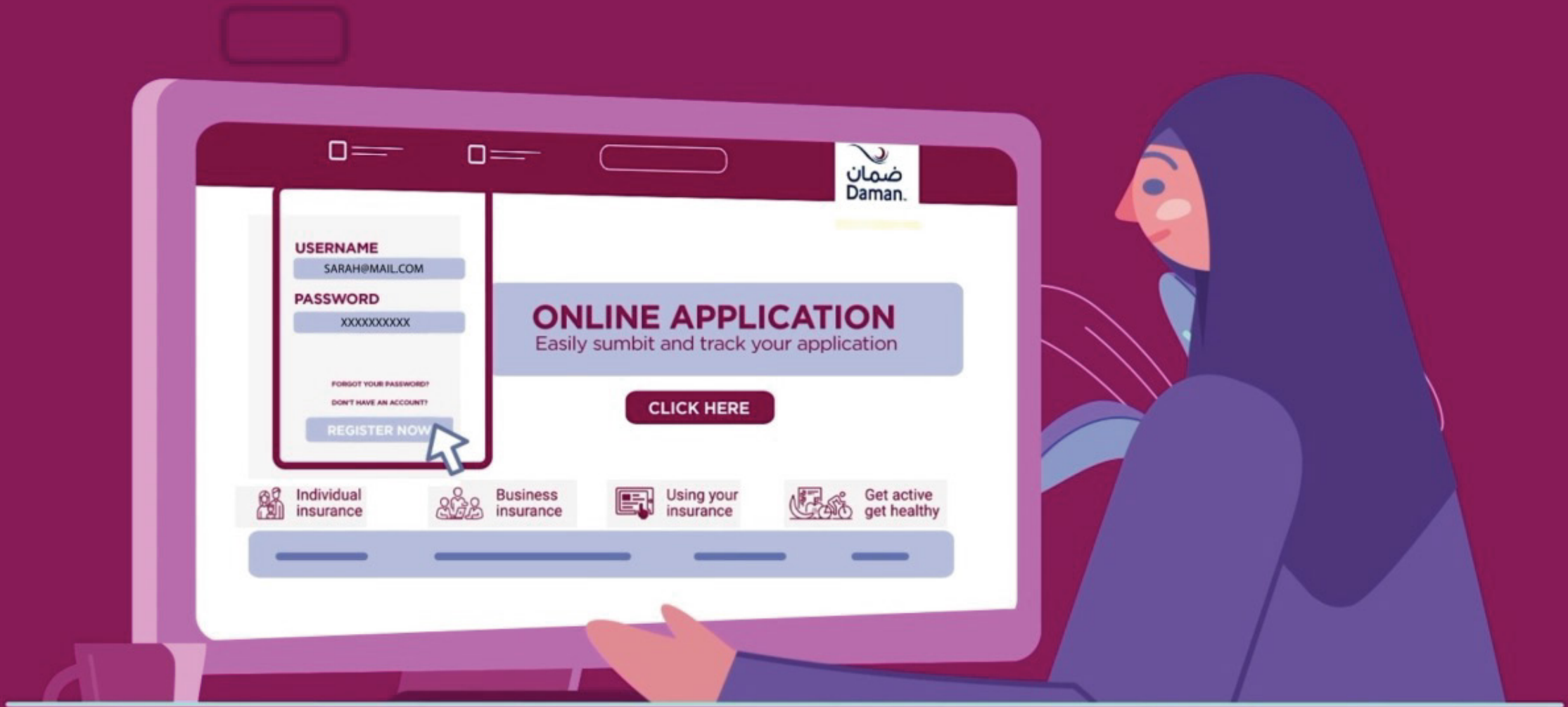
But she wants someone to guide her through the process



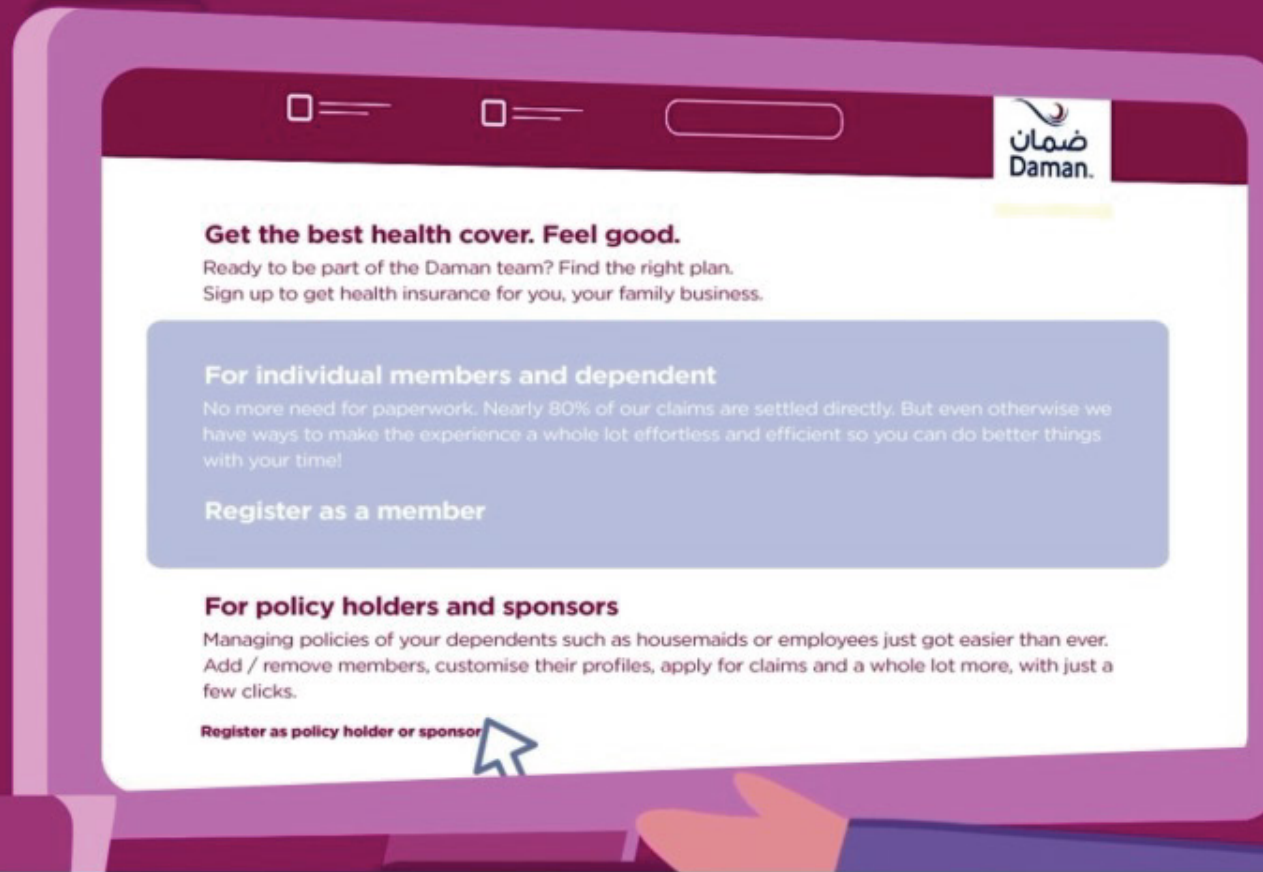
Don't worry, Sarah! We got you!



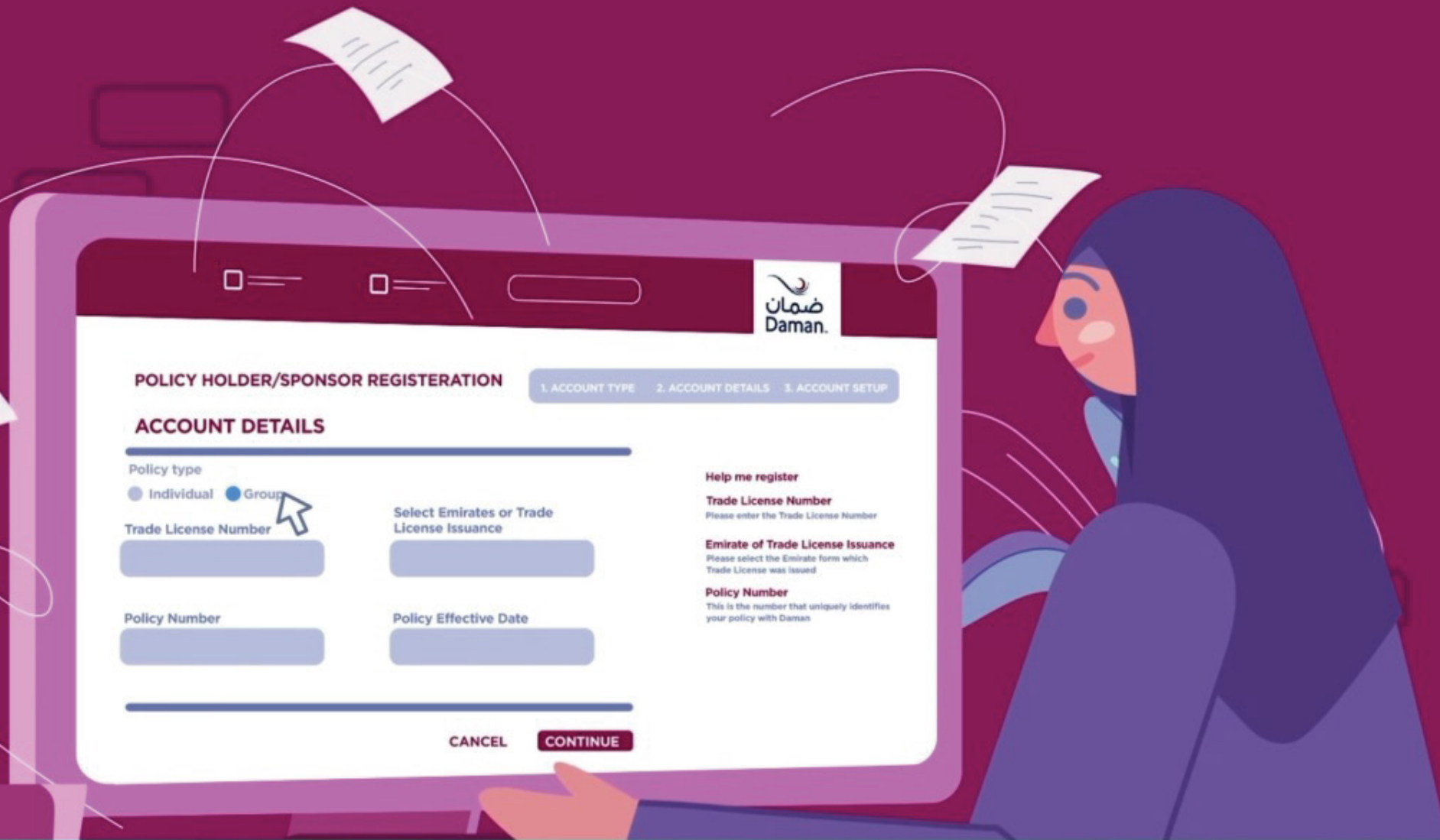
Sarah opens the Daman website and is presented with the option to either sign in or the option to register



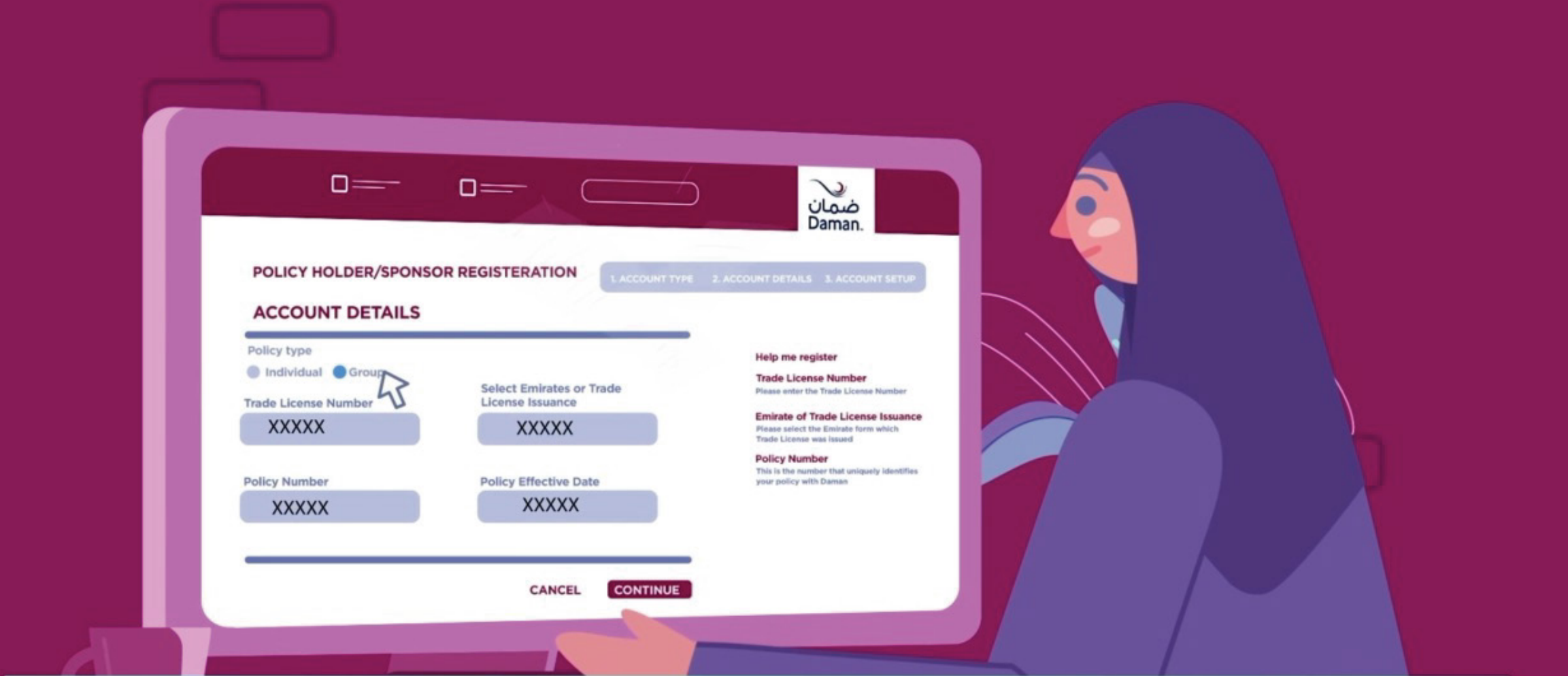
**Since Sarah does not have an account with us yet,
she needs to 'REGISTER' first**



And then register as a 'POLICY HOLDER OR SPONSOR'



After that, Sarah should choose the 'GROUP OPTION'



The laptop screen shows the Daman website interface. At the top, there's a navigation bar with the Daman logo (ضمان Daman) and three menu items: 1. ACCOUNT TYPE, 2. ACCOUNT DETAILS, and 3. ACCOUNT SETUP. The main heading is 'POLICY HOLDER/SPONSOR REGISTRATION'. Below this, the 'ACCOUNT DETAILS' section is active. It contains several input fields: 'Policy type' with radio buttons for 'Individual' and 'Group' (the 'Group' button is selected and has a mouse cursor over it); 'Trade License Number' with a text box containing 'XXXXX'; 'Select Emirates or Trade License Issuance' with a text box containing 'XXXXX'; 'Policy Number' with a text box containing 'XXXXX'; and 'Policy Effective Date' with a text box containing 'XXXXX'. To the right of these fields, there's a 'Help me register' section with three sub-sections: 'Trade License Number' (Please enter the Trade License Number), 'Emirate of Trade License Issuance' (Please select the Emirate form which Trade License was issued), and 'Policy Number' (This is the number that uniquely identifies your policy with Daman). At the bottom of the form, there are two buttons: 'CANCEL' and 'CONTINUE'.

Sarah now needs to fill in the account details



Finally, Sarah needs to create a username and password



Email Received!

An illustration of a woman wearing a dark blue hijab and a matching long-sleeved top, sitting at a desk and smiling while looking at a large computer monitor. The monitor is light purple with a dark purple circle in the center. To the left of the monitor is a small potted plant with long, thin, light purple leaves. To the right is a dark blue mug with white steam rising from it. The background is a solid dark purple with some faint, lighter purple geometric shapes. A white speech bubble with an email icon and the text 'Email Received!' is positioned above the monitor. At the bottom, a white text box with a dark purple border contains the text 'A link will be sent to Sarah's registered email address so she can activate her account'.

**A link will be sent to Sarah's registered email address
so she can activate her account**



Now, that was quick! Wasn't it, Sarah?



600 5 32626



customerinfo@damaninsurance.ae