

Group registration





Meet Sarah, she is an HR Manager at the Driver's Learning School




Sarah wants to register an online account for the Driver's Learning School



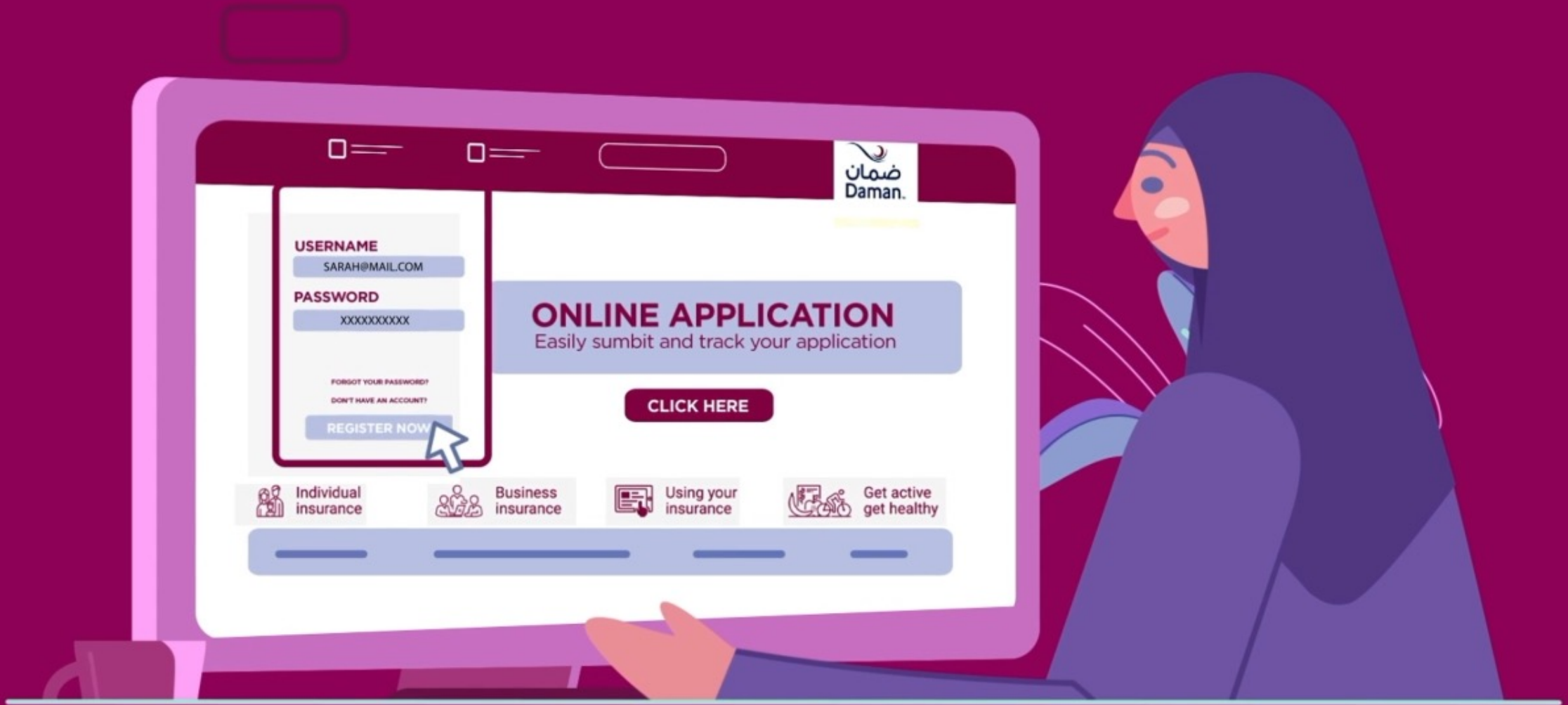
But she wants someone to guide her through the process



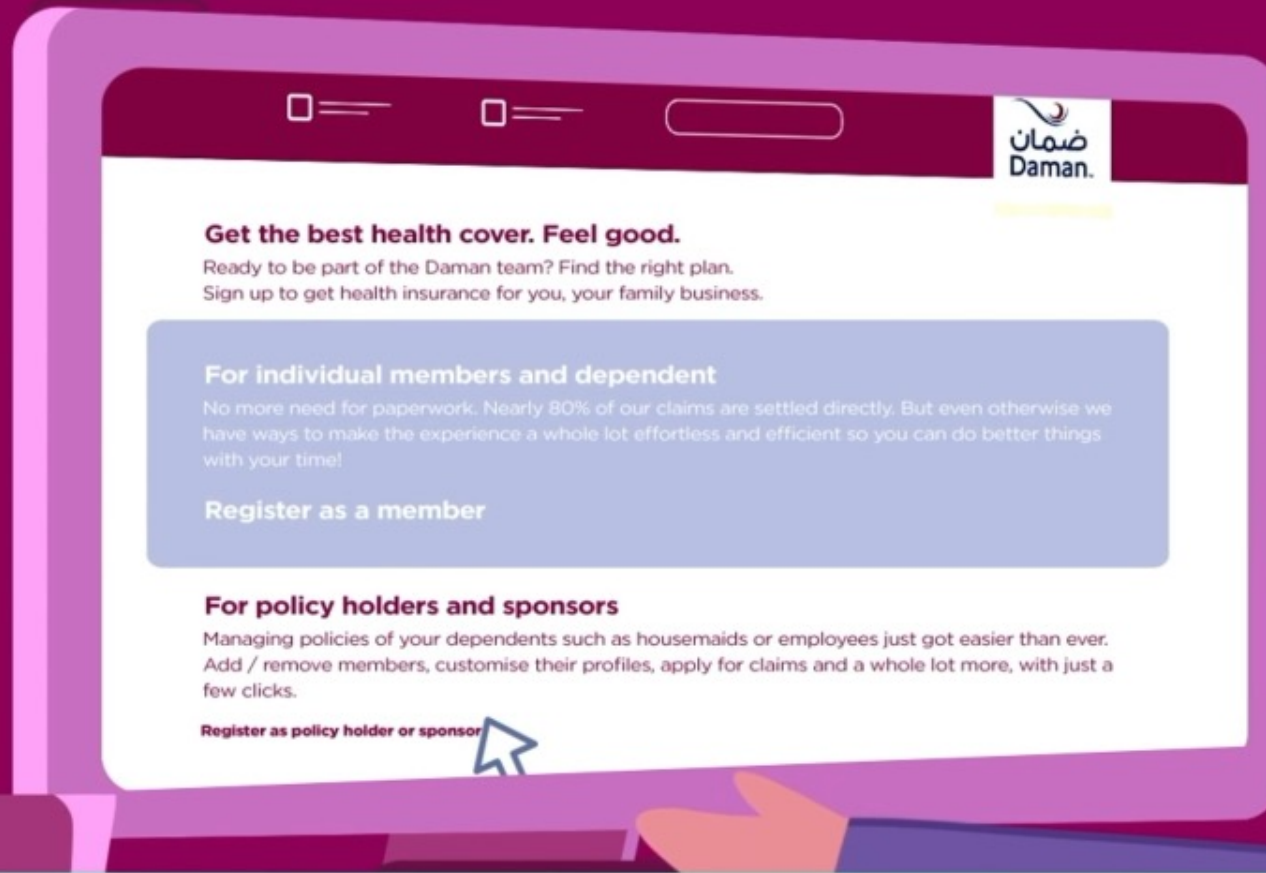
Don't worry, Sarah! We got you!



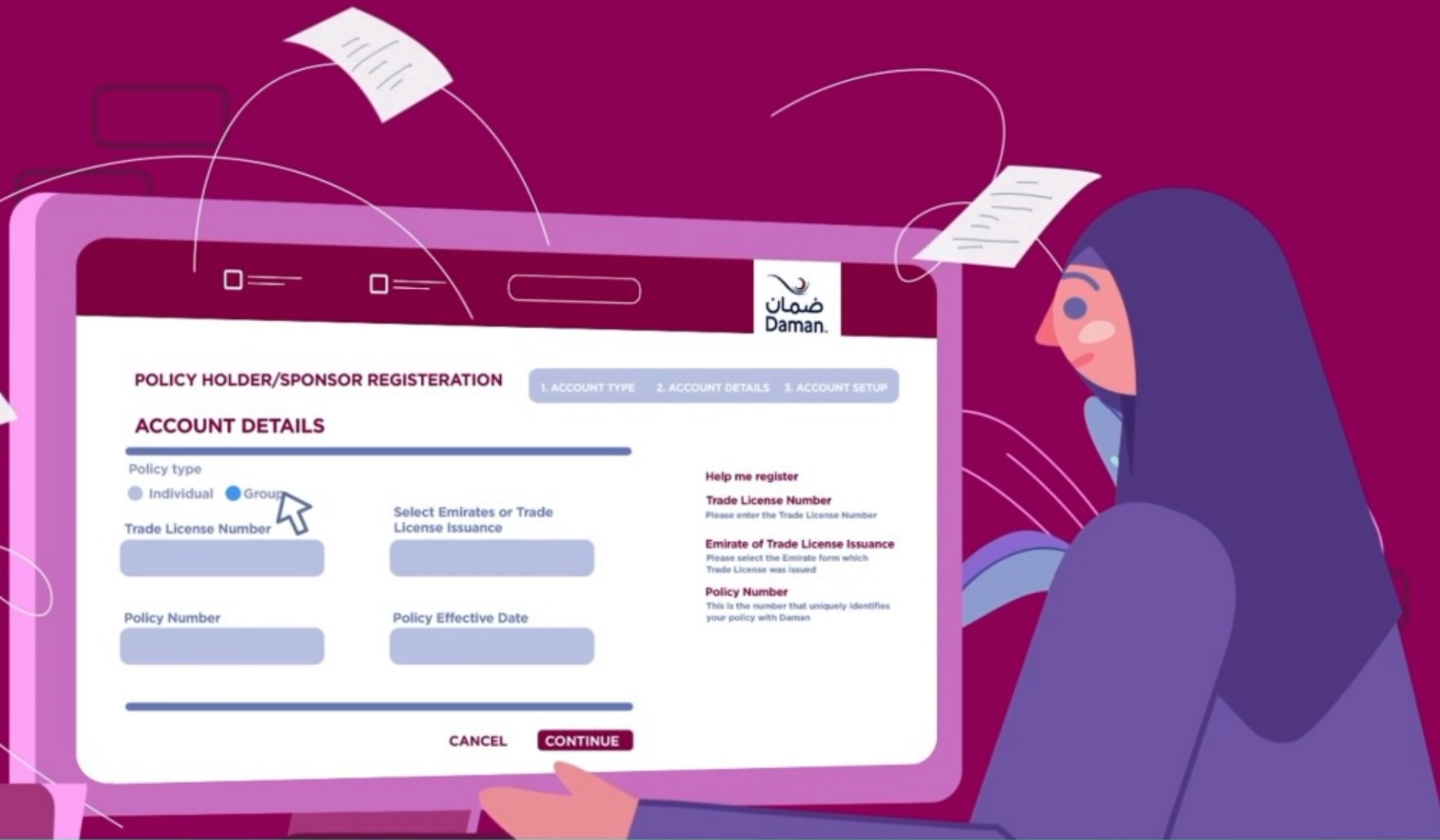
Sarah opens the Daman website and is presented with the option to either sign in or the option to register



Since Sarah does not have an account with us yet, she needs to 'REGISTER' first



And then register as a 'POLICY HOLDER OR SPONSOR'



After that, Sarah should choose the 'GROUP OPTION'

ضمان Daman.

POLICY HOLDER/SPONSOR REGISTRATION 1. ACCOUNT TYPE 2. ACCOUNT DETAILS 3. ACCOUNT SETUP

ACCOUNT DETAILS

Policy type
 Individual Group

Trade License Number
XXXXX

Select Emirates or Trade License Issuance
XXXXX

Policy Number
XXXXX

Policy Effective Date
XXXXX

Help me register

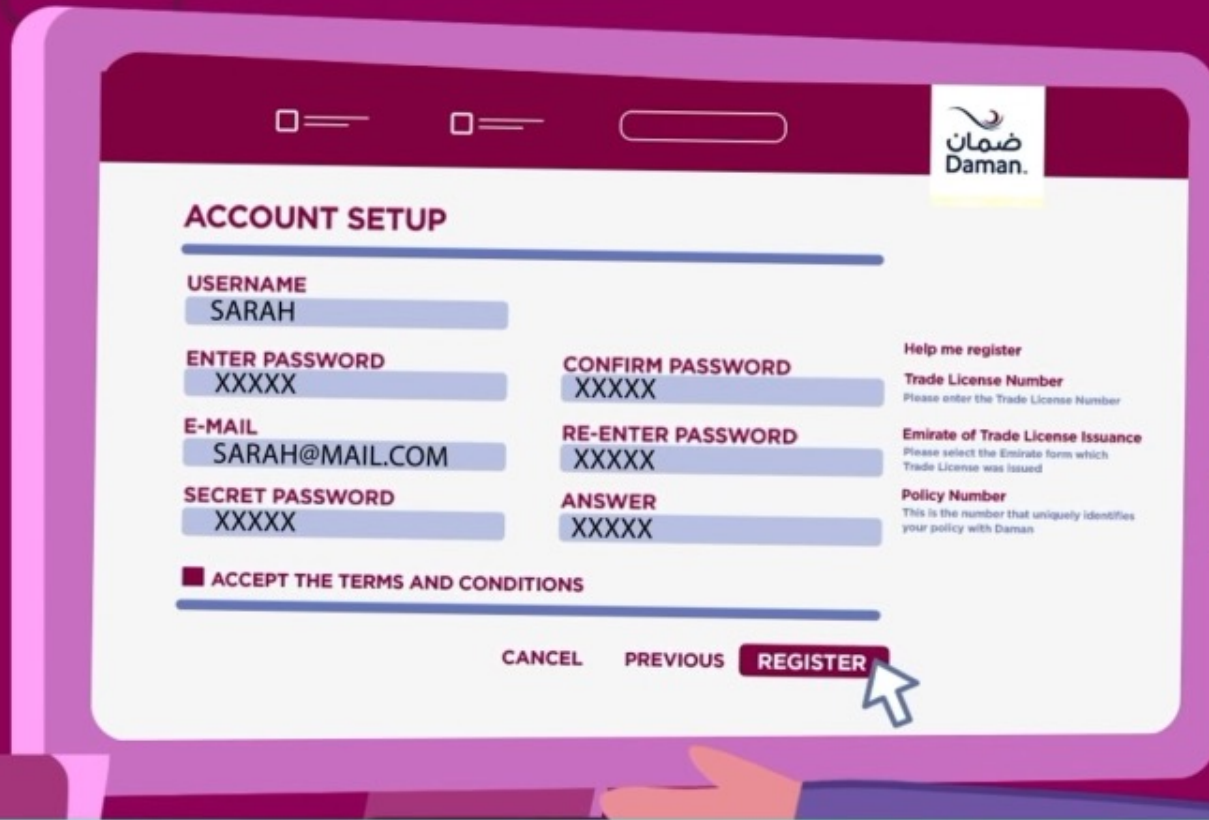
Trade License Number
Please enter the Trade License Number

Emirate of Trade License Issuance
Please select the Emirate form which Trade License was issued

Policy Number
This is the number that uniquely identifies your policy with Daman

CANCEL CONTINUE

Sarah now needs to fill in the account details



The image shows a woman in a blue hijab sitting at a desk, looking at a computer monitor. The monitor displays a registration form for 'Daman'. The form is titled 'ACCOUNT SETUP' and includes the following fields:

- USERNAME:** SARAH
- ENTER PASSWORD:** XXXXX
- CONFIRM PASSWORD:** XXXXX
- E-MAIL:** SARAH@MAIL.COM
- RE-ENTER PASSWORD:** XXXXX
- SECRET PASSWORD:** XXXXX
- ANSWER:** XXXXX

There are also three additional fields on the right side of the form:

- Trade License Number:** Please enter the Trade License Number
- Emirate of Trade License Issuance:** Please select the Emirate form which Trade License was issued
- Policy Number:** This is the number that uniquely identifies your policy with Daman

At the bottom of the form, there is a checkbox labeled 'ACCEPT THE TERMS AND CONDITIONS' which is checked. Below the form are three buttons: 'CANCEL', 'PREVIOUS', and 'REGISTER'. A mouse cursor is pointing at the 'REGISTER' button.

Finally, Sarah needs to create a username and password



Email Received!

A link will be sent to Sarah's registered email address so she can activate her account



Now, that was quick! Wasn't it, Sarah?



Toll free: 800 4 32626



onlineendorsement@damanhealth.ae